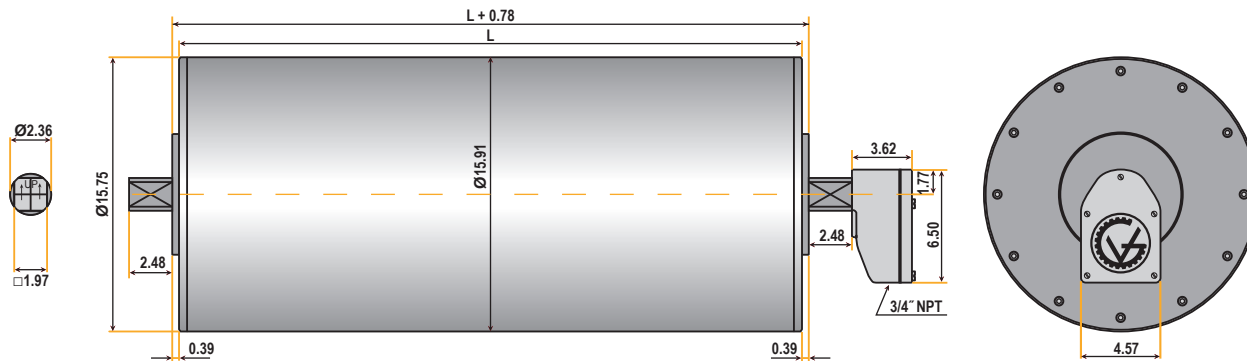


TM400 SERIES (16.0" diameter)



DIMENSIONS (in inches)

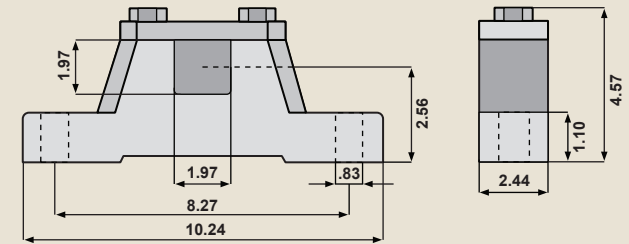
TM400B60 Drum Motor (matching Idler KT400B60**)



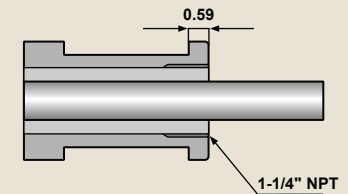
Standard face widths* (L) in inches:

25.59	27.56	29.53	31.50	33.46	35.43	37.40	39.37	41.34
43.31	45.28	47.24	49.21	51.18	53.15	55.12	57.09	59.06

Bracket AB 60



Optional Cable Type



Note: When Optional Cable Type is selected, the minimum face width (L) increases by 3.94 inches.

*Some face widths are not available in all horsepower. For minimum available face widths refer to TM400 Specifications.

**Idler dimensions are identical to the drum motor with no junction box.